




The Grapevine

Shire of Bacchus Wood Newsletter

May



AS-XLIII
(2008)

REGULAR EVENTS

The
Shire of
Bacchus Wood
Meets every Tuesday,
7pm to 9:30pm
At:
Eridani Hall
Eridani Avenue
Kingston
Queensland.
(Maps on back page)

Everyone welcome

OTHER EVENTS

Arts & Sciences, Archery,
Armoured fighting
practice and other
activities - see the
Website Calendar for
details

Come along !

Bacchus Wood
Website:

http://sca.org.au/bacchus_wood/

IN THE GRAPEVINE


1. Sens Say
2. Minutes
3. What's on
4. Articles
5. Events
Notices

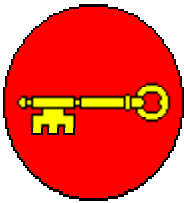
- Old Groups
- Regnum
- Find Us Here

DISCLAIMER & COPYRIGHT:

The Grapevine is the Newsletter of The Shire of Bacchus Wood, the Logan City branch of The Society for Creative Anachronism (SCA and SCAA) Inc. It is not a corporate publication and does not delineate corporate policy. Information supplied in The Grapevine is supplied by readers. If information is not up to date or is inaccurate please advise the Grapevine editor. If there is a picture of you in The Grapevine and you do not want your picture published, please contact The Grapevine editor : grapevine@personals.net.au

Copyright 2008, Bacchus Wood – all rights reserved. Some portions copyright by others and used by permission.





1. EN'S SAY

Greetings everyone,

It is good to see the level of activities at the hall on Tuesday nights and the enthusiasm gaining momentum. If you have an interest in a particular activity, ask around and I'm sure you will find either someone who can help you in that activity directly or be pointed to someone else who can.

It is also the time when we start our monthly Pot Luck Revel's and I intend the next to be to be on Saturday the 17th May. (Subsequently postponed to 24th May - Ed)

You don't need to book to come along and it is a great way for the newcomers to see what a feast and event looks and feels like.

We use the lord and lady SCA names and not our mundane names (unless we don't yet have an SCA name) and remember we are addressing another lord or lady. For the newcomers, we each bring along a serving to feed around 4-6 people of medieval food. A great place to start for a recipe is by going to <http://www.godecookery.com>. Simply find one that sounds good and is easy to make and prepare it. We have the olde microwave to heat dishes up and I hope to have ye olde stove working very soon as well.

More Revel's will be coming and the regular spot will be on the last Saturday of each month.

We have some new members of Bacchus Wood. Welcome ! We are in the process of getting a new beginners starters pack for you and I hope you enjoy the activities. Please do not hesitate to walk up to any member and ask questions ☺

We held a Collegia run and organized by Lady Kara with the highlight being advanced arrow making techniques taught by lord Jean Amy. Well done and very interesting. The trivia & potluck feast was also great, interesting and fun. The questions were crafted by Lord Ramon and congratulations to William and Katherine who did so well to win the trivia competition.

Thank you to everyone for your fantastic efforts over the last couple of months, especially to Lady Kara for running the Collegia and for the fun Trivia night.

Madog Llwyd ap Madog (Llwyd)
Seneschal – Shire of Bacchus Wood



Are YOU a member of Bacchus Wood ?

To be a member of Bacchus Wood,
you need to be a paid member of SCAA.

**Support Bacchus Wood
Become A Financial Member Now !**

Just \$45 per year and as a bonus, you get the monthly
Pegasus Newsletter mailed to you. (\$35/year without the Pegasus)

Help Bacchus Wood grow !

<http://www.sca.org.au/committee/d.php/AUmemform.pdf>



2. Bacchus Wood Meeting Minutes

Meeting held on **6th May 2008** at Eridani Hall, Kingston

Meeting Opened: 7:50pm

Present: Alison, Phil, Clare, Andy, Ben, Steve, Julia, Kit, John, Zerinah, Andrew, Ra'chel, Chris

Apologies: Kim, Genevieve

Previous Minutes unavailable

Business arising: Nil

Correspondence in:

A letter was send by Lady Mayv from Draks Fjord

Quote:

"Unto the populace of Bacchus Woods does Lady Mayv Skatha Rothrogan send greetings.

A short missive to thank you for an enjoyable Collegia and feast.

As usual I thoroughly enjoyed myself. Keep up the great feast.

(Signed) Mayve Skatha Rothgrogan

Kathy Hall."

Seneschals Report: Tabled.

The Collegia went well although the attendance was less than expected. The archery workshop put on by lord Jean Amy was superb.

Tuesday nights A&S has been great. It is quite a buzz with lots of activity. We have a few new members so please give them a hand without overloading them with information.

Lord William has some new pupils and there are some heavies-in-training and this is great to see.

The Burnfield Event – The Winter Harvest / running of the Bulls was great@! There wasn't any combat archery but lots of other archery plus rapier and heavy tournaments. The River Haven Baronial Championships in September will be Burnfield and I again recommend Bacchus Wood members go.

The Bacchus Wood Annual Event is now high on my priorities. We have a feastocrat and I am calling for volunteers for other positions to run the event.

Reeve's report:

Opening Balance on the 31/03/08 was \$975.69

Out going funds are cheques for Feb/March Hall rent - \$400, Phil Ward for target faces and wood for the Hospitaller gear \$94.00, Collegia Costs \$250, leaving a balance of \$324.75

Incoming funds are Hall takings \$390.00

Our funds stand at \$714.00 as at 06/05/08

Thank you to all who attended the Collegia and to the teachers for giving their valuable time and assistance. All monies are now due for those who attended. Please note that \$173.40 will be going back into kitty, and are not included in the above figures.

Thank you Chris for the donation of the pink fiberglass bow and for making the string.

The soft drinks are doing well and are now paying for themselves.

Captain of Archers report:

This month Bacchus Wood had an IKAC shoot and from all accounts everyone enjoyed themselves. Willoughby Vale had the Tale of the Vale with a novelty shoot which 5 Bacchus Woodians shot in and fun was had by all.

There was also the Collegia with classes on making period arrows and how to splice feathers. All who attended had a good time.

This weekend there is an OKAC on Sunday at Springwood Little Athletics grounds in Loganlea – 9am sharp. \$2 cover charge and drinks \$1 each.

Heralds Report:

This month past has been busy for the office, with a name submission being checked and passed on for Captain Ramon (Andy Boll). Please note for all those interested in having their device registered, a name is necessary first. A name submission only costs \$20 and needs a minimum of four copies of the form and documentation. one for you and three to me, so I can pass two on to Crux and Laurel. We had a Collegia event on 26th & 27th April, where I was scheduled to talk about basic device heraldry. However, that session was not really needed, and I was called away for other duties. I am however willing to provide such a class in the future.

Webminister Report: Nothing to report.

Chronicler's report: Need submissions. The Grapevine was published for April.

A&S report:

Tuesdays:

17th May – Basic Device Heraldry

20th May – Book making

27th May – Heraldry, heavy training and bring your UFO's (UnFinished Objects)

General Business:

Alison – Had lots of fun at the Collegia especially the Jewellery.

Ra'chel: - As Autocrat for the Collegia, a full report will be incoming soon. Thank you to participants and especially to Jean Amy (Grahame Amy), Mayv Skatha Rothgrogan (Kathy Hall) from Draks Fjord, and the Teachers.

Trivia night was awesome and we will be doing it again next year. The trivia was won by William Castille and Katherine Alicia of Sarum (Steve and Kim Maynard).

Chris: Went to Burnfield and won championship again – received three very nice period arrows made by Lord Wulfric from Burnside.

A commercial Security Alarm system will be installed in the Hall very soon and an extra CCTV camera will also be installed.

Meeting closed: 8:35pm




Advertisement



**For All Your Drinking
& Blowing Horns**
(and much more)

Jean the Hornmaster

Email: dragonhorn@optusnet.com.au



Ring of Fire – Great Northern War IX



3. WHATS ON

Important dates to remember from the meeting and Website Calendar

[Link](#)

June 7th-9th



Great Northern War – BP Park, Samford. QLD.

[DETAILS](#)

Aug 8th-10th

North of the Border Rapier Fest V – Riverhaven

[DETAILS](#)

Aug 23rd&24th

Bacchus Wood Annual – Battle of Stamford Bridge

[DETAILS](#)



= Royalty at this event

See the Bacchus Wood Website Calendar for more details.



4. Articles

"Cry Havoc and Let loose the Dogs of War."

or

A Master Class in Fletching

By lord Jean Amy, fletcher extraordinaire

First off so this does not continue to annoy me, I was not impressed with those who said they were coming along and did not turn up.

A few months ago Chel asked me if I would run a class at the Bacchus Wood Collegia and in a moment of weakness I agreed. So over the next few months we agreed it would be a double session and it would be Master Class in Fletching, not aimed at beginners but rather at people who can make arrows and now want something a bit better and different. So finally the other week we got it sorted and timetabled for Sunday Morning.

Sunday duly arrived and I was there with a car full of fletching paraphernalia. (I got the impression that some people were a tad surprised that so much stuff could just be for sticking a few feathers on a stick – were they in for a surprise or were they in for a surprise.) Anyhow, the hour of 1000 hours arrived and away we went – no waiting for stragglers at Grahame's Class.



lord Jean Amy with some of his arrows

A quick introduction was run through with what can be done with arrows. I had brought along about 2 dozen arrows of mine own and they were all different, crowned shafts, self nock and plastic nocks, stained shafts and shafts with each end stained a different colour, shafts with tiny flight fletches and Flu-flu's wearing half a Turkey plus cresting and some very fancy ones featuring images of archers and crests. Hmm... bit of a range there.

Time to give everyone their shafts, I had cut self-nocks in them, and tell them of their projects for the day. Number One was a fully bound Medieval arrow Circa 1100-1500 and no using a fletching jigs to make it – Yep, time to learn how to

fletch without a jig. Number Two was going to be a bit easier and it was just a garden-variety target arrow but with hand chopped spliced fletches and cresting.



First task, learn how to finish off the self-nocks. Plaintive cry from one member, "I don't use power tools", I hear as they seen a rather hefty linisher on the bench. In my ever-helpful manner I gave them the good news. "You do now". Must have been a bit of a success as much later in the day as I was packing up said person was beavering away at the linisher finishing the self-nocks on a number of leftover shafts to take home and practice.

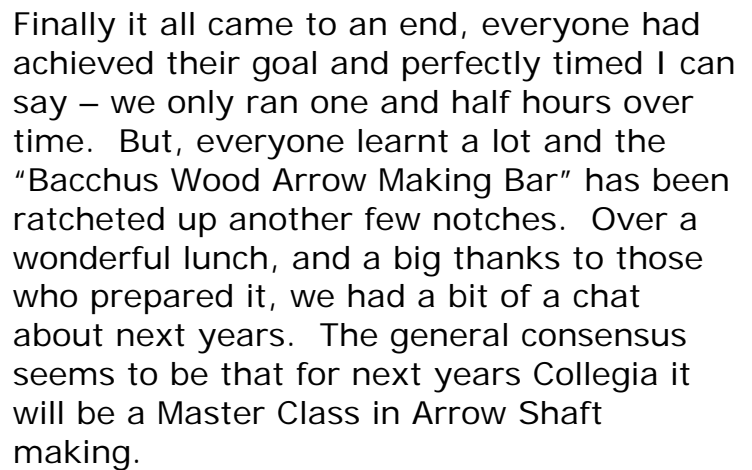
So a quick demonstration and away went the merry crew finishing off the self nocks and cross drilling them so they would act a bit like a plastic clip-on. I though I heard a but of scuffling accompanied by some words about a error with the linisher and getting a replacement shaft but I could have been mistaken. Next task, cutting fletches with a pair of scissors – just like they did so many years ago. It was an interesting experience, even more so when everyone managed to get it done – although some were lagging behind. (*Note to self: "Bring whip to the next class".*)

I don't think anyone really believed me when I said they were going to fletch the arrows without a jig but it did happen. Yep, they all managed to fletch their arrows without a jig and, all the fletches were fully bound. Somewhere in the middle of this a couple of stragglers wandered in and went into 'work fast' mode to catch up.



Not to worry. As time whistled past, people sealed the bindings on their shafts and moved onto project two. A quick demo on how feather choppers work was accompanied by a bit of chat on the theory of feather splicing. And while they were starring starry-eyed I spliced and chopped a fletch, Impressive. So once again everyone was away but things were now getting a bit complex. Everyone learnt which side the tape goes on when you are temporarily holding all the pieces together. This was accomplished by seeing what happens when put it on the wrong side and then chop. What followed was a lot of tape-tearing and gluing down as some people decided that they also had the tape on the wrong side. Some member also discovered that fletches go in a certain way in the jig while others learnt why you peel the tape off in one direction – not the other. And whilst all this was happening they got another dose of information and a demo' on how to crest an arrow. Feathers were being chopped, fletches were being glued and shafts were being crested – all at the same time. Talk about a hive of activity.



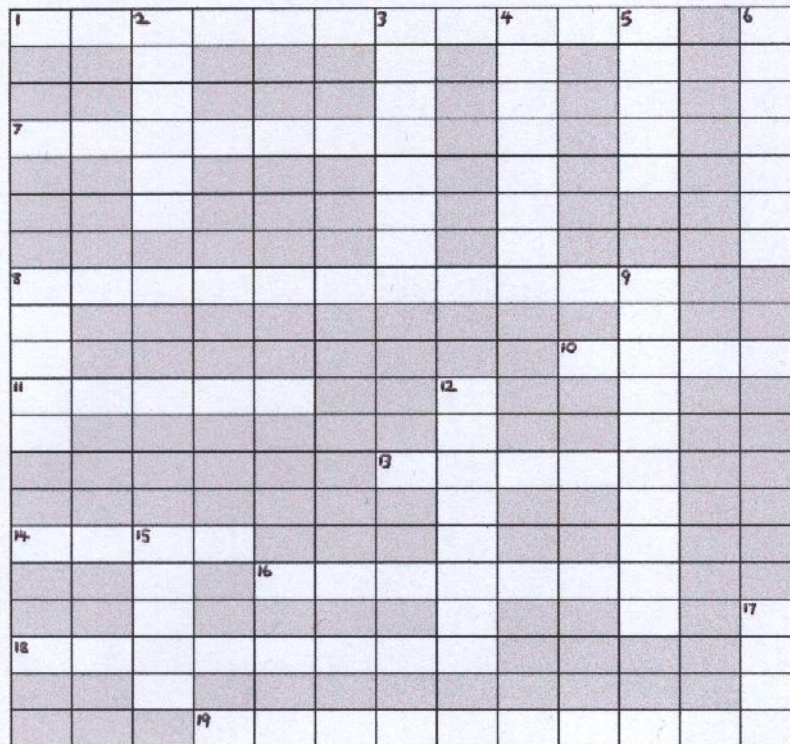


To finish off to those who came along – it was great to see you and I hoped you learnt a bit.

Ramon Fernandez Sancho Garcia de Cordoba

- Submitted by Captain Ramon

Medieval Theme Crossword.



Clues Across

- 1/ Knightly order '----- Knights.
- 7/ Islamic leader who fought Richard I
- 8/ Has battlements, so is -----
- 10/ Minor court attendant
- 11/ Serving woman
- 13/ Helmet faceplate
- 14/ Most common infantry weapon
- 16/ Common pastime of jousting knight
- 18/ SCA partygoer
- 19/ Left-hand dagger

Clues Down

- 2/ Germanic style of helmet
- 3/ Chainmail drape on helmet
- 4/ One of King Arthur's knights
- 5/ Spinning disc of spur
- 6/ A Scotsman's purse
- 8/ Regal headwear
- 9/ Ramp lowered at castle entrance
- 12/ Middle Eastern sword
- 15/ Rogue or scoundrel
- 17/ Single-handed mass weapon

Answers in the June edition of **The Grapevine**

Crossword by Captain Ramon



Bacchus Wood Annual 2007 – Spanish Armada – Archery Competition

5. EVENT NOTICES

"North of the Border" Fencing Fest V 8th to 10th August A.S. XLIII (2008)

**Rapier Training, Tournament and Melee Weekend.
Open to all who have an interest in the Arts of Defence.**

Fencing Fest is a total weekend devoted to the Arts of Defence. Spread over just over two days will be training sessions, a tournament or two, melee sessions and a rapier game, a relaxed weekend of fencing and feasting. For the first time, the weekend will start with a discussion night on the Friday night before the event starts, included in the standard price. Lunch is served on both days, with a feast of simple foods on the Saturday night. Billets, booking and information can be arranged by contact with the Steward.

This weekend is open to all ladies and gentlemen who have an interest in the Arts of Defence. Current and future combatants, those who wish to watch and those who wish to learn. There should not be a time during the weekend where an enthusiastic lady or gentleman cannot find something interesting to learn or do. Need to brush-up on a weapon form? Need to authorise in another weapon form? Interested in rapier but did not know where to start? This is your best chance to get all of these things done. More to the point it is the chance to fence, and fence amongst others with the same interest. Also purchase your own limited edition Fencing Fest V long-sleeved T-shirt for \$25 ordered when you book for the event.

Where: Artesanos Hall, Wesley St, Lutwyche

Time: Friday from 7pm until 9:30pm, 10am Start Saturday and Sunday, Saturday until 10pm, Sunday until the early evening

Cost: \$30/35 (M/NM) for the weekend, \$20/25 (M/NM) day rate

Steward: Don Henry Fox (Henry Walker)

Phone: (07) 3219 6029 or E-mail: henry_the_fox@hotmail.com

Yours in Service

...Henry Walker



AKA Don Henry Fox
Steward, "North of the Border" Fencing Fest V

Other SCA Groups In Queensland

Baronies :

Riverhaven

Wednesday evening 7pm for Fighter & Archery practice, A&S.
1st & 3rd Friday in each month – Dance practice
All activities at Artesanos Hall, Wesley Street, Lutwyche. 7pm start
<http://sca.org.au/RiverHaven/>

St Florian de la Riviere

Monday evenings - Fighter practice
Tuesday Evenings – Performance Night
Thursday Evenings - A&S
Performance night is for Music / Singing / Dance / Acting / Rehearsals etc
All activities at the Scout Hall, Waterview Tce, Dutton Park. 7pm start
A&S
http://sca.org.au/st_florians

Cantons:

Willoughby Vale

Meet every Thursday, 7 - 10pm at the Guide Hut, Griffith Road (near Ipswich PCYC).
IKAC 1st Sunday of every month. 10am - 3pm at Ipswich Central School Oval.

Draks Fjord

Meet every 2nd Monday of every month.
Contact Seneschal for details.
Fighter practice - 2nd Sunday of every month at 29 Redbank Road, Redcliffe.

Burnfield

Meet every Monday at Hallen's Hobbies, 34C Quay Street, Bundaberg.
Contact A&S Officer for more details

Castellum Montanum

Meet 1st & 3rd Wednesdays of each month. 7:30 - 10pm. Contact Seneschal for details





REGNUM

The Kingdom of Lochac



Our King: Sir Berenger of Nancy


&

Queen: Mistress Bethan of Brockwood

Crown Prince & Princess :

Count Sir Siridean MacLachlan and Lady Siobhan

Shire of Bacchus Wood



Seneschal

Reeve

Herald

Archery Captain

Chronicler/Webminister

Madog Llwyd ap Madog (Chris)

Ismena Gamel (Alison)

Kara Kirriemuir (Ra'chel)

Rastis Radoslav (Phil)

Madog Llwyd ap Madog (Chris)

Bacchus Wood meets every Tuesday at
the Scout Hall in Eridani Avenue, Kingston from 7:30pm to 9:30pm
All welcome. Any queries should be sent to the [Seneschal](http://www.sca.org.au/bacchus_wood/).

Shire Website : http://www.sca.org.au/bacchus_wood/

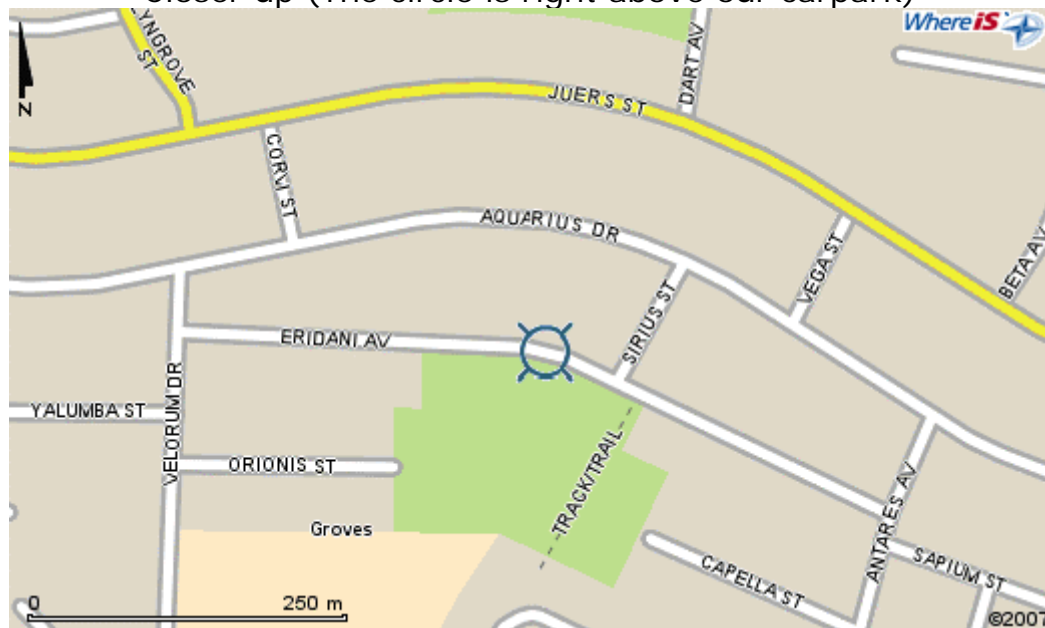
How to find the Shire of Bacchus Wood

MAPS



You can also come from the west (left side) via Third Avenue

Closer up (The circle is right above our carpark)



Maps from <http://Whereis.com.au>

The easiest way - From Kingston Road:

Turn into Juers Street and proceed until Vega Street,
Left into Vega Street
Right into Aquarius Drive
Left into Sirius Street
Right into Eridani Avenue
We are 70M up on the left side – pull into car park.